










IV37, 38, 39, 40 SERIES

Images	Wheel dia (mm)	Wheel material	Tread width (mm)	Load capacity (kg.) Per Pc.	Loading height (mm)	Bearing	Plate size (mm)	NO. Model
 IV40-PL-50-R-G  IV40-PK-75-R-G  IV40-TH-50-R-G  IV40-TK-75-R-G	50 (2")	Grey Rubber Hub: PP	18	50 kg	72	Single Ball Bearing	A. 36X36 B. 50X50X1.5	IV40- PL-50-R-G
							M12X30	IV40- PK-50-R-G
	75 (3")		23	70 kg	102	Single Ball Bearing	A. 49X49 B. 65X65X2	IV40- PL-75-R-G
							M12X30	IV40- PK-75-R-G
							M12X30	IV40- TH-75-R-G
								IV40- TK-75-R-G
 IV37-WH-150-BK-R	150	Black Rubber Hub: PP	35	120		Plain Bore 13mm		IV37-WH-150-BK-R
	200		40	150				IV37-WH-200-BK-R
 IV38-WH-150-BK-R	150	Black Rubber Hub: PP	35	120		Plain Bore 13mm		IV38-WH-150-BK-R
	200		40	150				IV38-WH-200-BK-R
 IV39-WH-100-CI-B	100	Black Rubber Hub: C.I	50	240		Plain Bore 30mm		IV39-WH-100-CI-B
	125		50	300				IV39-WH-125-CI-B
	160		50	400				IV39-WH-160-CI-B
	200		50	500				IV39-WH-200-CI-B